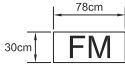


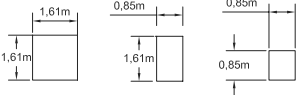
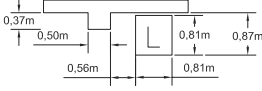
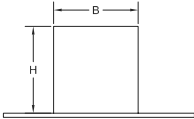
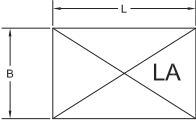
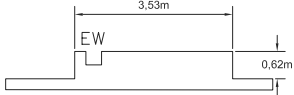


Symbol	Technische Ausstattung	Technical equipment
	FM = Feuermelder und Loescheinrichtung Hoehe Oberkante 1,75m	FM = Fire alarm and fire-fighting equipment Height of upper edge 1,75m
	Abhaengepunkte Hallendecke	attachment point of ceiling
	Versorgungsschacht Wasser, Elektro, Telekom	Supply duct for water, electricity, telecoms
	Hallensaeule	Hall pillar
	Hallenaussenwandsaeule L = Lueftungsschacht	Hall outer wall pillar L= ventilation duct
	Zufahrtstore der Halle Tor 1 B= 5,00m / H= 4,10m Tor 2 B= 5,00m / H= 4,10m	Access doors to the hall door 1 B= 5,00m / H= 4,10m door 2 B= 5,00m / H= 4,10m
	Lastenaufzug 3200kg LA1: L= 3,73m / B= 2,30m / H= 2,48m LA2: L= 4,00m / B= 2,44m / H= 2,48m	Goods lift 3200kg LA1: L= 3,73m / B= 2,30m / H= 2,48m LA2: L= 4,00m / B= 2,44m / H= 2,48m
	Hallensaeule im Foyerbereich E= Elektroanschluß in Säule W= Wasseranschluss in Säule	Hall pillar in foyer area E= electricity supply in pillar W= water supply in pillar
	Verbindung zum Standanschluss ausschliesslich über dem Hallenboden!	Connections to stand hook-ups must be laid across hall floor!
	Hallenhoehe = 12,00m (Unterkante technische Ausstattung)	Hall height = 12,00m (Lower edge of technical equipment)
	Hallenflaeche 5340m ² Bodenbelastung 5.000kg/m ²	Hall area 5340m ² floor loading 5.000kg/m ²
Stand 01.01.2007	Seite 1/1	Gesamt: Seite 26/30