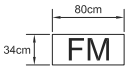
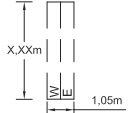
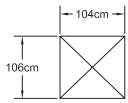
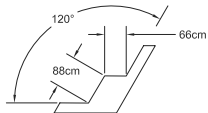
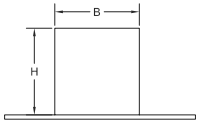
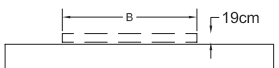
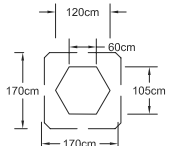
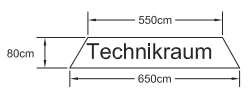
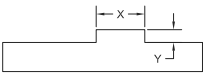
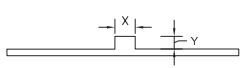


# Messezentrum Nürnberg Exhibition Centre Nuremberg Halle 5 / Hall 5



Symbol	Technische Ausstattung	Technical equipment
	FM = Feuermelder und Loescheinrichtung Hoehe Oberkante 2.20m	FM = Fire alarm and fire-fighting equipment Height of upper edge 2.20m
	Versorgungsschacht E = Elektro, Telekom W = Druckluft, Wasser, Abwasser	Supply duct for E = electricity, telecoms W = compressed air, water and drainage
	Versorgungsschacht Elektro, Telekom, Druckluft, Wasser, Abwasser	Supply duct for electricity, telecoms compressed air, water and drainage
	Hallenecksaeule bis 2,50m Hoehe umbaut	Hall corner pillar covered to height of 2,50m
	Zufahrtstore der Halle Tor 1 B= 4,10m / H= 4,87m Tor 2 B= 4,07m / H= 4,87m Tor 3 B= 4,01m / H= 4,87m Schiebetor 1 B= 2,90m / H= 3,40m Schiebetor 2 B= 4,75m / H= 3,40m Tor Service 4 B= 5,75m / H= 3,49m	Access doors to the hall door 1 B= 4,10m / H= 4,87m door 2 B= 4,70m / H= 4,87m door 3 B= 4,01m / H= 4,87m Schiebetor1 B= 2,90m / H= 3,40m Schiebetor2= 4,75m / H= 3,40m door Service 4 B= 5,75m / H=3,49m
	Hallenschild an Außenwand Begrenzte Standbauhoehe! Hoehe Unterkante mindestens 4,30m Hallenschildhoehe = 1,50m (B) = 240cm, 300cm, 420cm	Hall sign on outer wall Restricted stand height! Height of lower edge at least 4,30m Hall sign height = 1,50m (B) = 240cm, 300cm, 420cm
	Saeule mit Hallenbeschilderung Begrenzte Standbauhoehe 3,80m! Hallenschildhoehe = 1,80m	Pillar with hall sign Restricted stand height 3,80m hall sign height = 1,80m
	Technikraum Begrenzte Standbauhoehe 3,60m! Tiefe = 0,80m	Technical equipment room Restricted stand height 3,60m! Depth = 0,80m
	Hallenaussenwandsaeule bis 2,50m Hoehe umbaut Mass "X" = min. 0,90m/max.1,50m Mass "Y" = min. 0,25m/max.0,46m	Hall outer wall pillar covered to height of 2,50m Dimension "X" = min. 0,90m/max.1,50m Dimension "Y" = min. 0,25m/max.0,46m
	Hallenaussenwandsaeule bis 2,50m Hoehe umbaut Mass "X" = min. 0,49m Mass "Y" = min. 0,95m	Hall outer wall pillar covered to height of 2,50m Dimension "X" = min. 0,49m Dimension "Y" = min. 0,95m
Stand 01.01.2007	Seite 1/2	Gesamt: Seite 11/30

**Messezentrum Nürnberg  
Exhibition Centre Nuremberg  
Halle 5 / Hall 5**



Symbol	Technische Ausstattung	Technical equipment
	<p>Hallenecksaeule bis 2,50m Hoehe umbaut Mass "X" = min. 0,86m/max.1,03m Mass "Y" = min. 0,19m</p>	<p>Hall corner pillar covered to height of 2,50m Dimension "X" = min. 0.86m/max.1,03m Dimension "Y" = min. 0,19m</p>
	<p>Hallenecksaeule bis 2,50m Hoehe umbaut Mass "X" = min. 0,53m/max.0,65m Mass "Y" = min. 0,25m/max.0,29m</p>	<p>Hall corner pillar covered to height of 2,50m Dimension "X" = min. 0.53m/max.0,65m Dimension "Y" = min. 0,25m/max.0,29m</p>
	<p>Hallenecksaeule bis 2,50m Hoehe umbaut Mass "X" = min. 0,63m/max.0,55m Mass "Y" = min. 0,25m/max.0,28m</p>	<p>Hall corner pillar covered to height of 2,50m Dimension "X" = min. 0.63m/max.0,55m Dimension "Y" = min. 0,25m/max.0,28m</p>
	<p>Versorgungsschacht Elektro,Telekom, Druckluft</p>	<p>Supply duct for electricity,telekoms, compressed air</p>
	<p>Versorgungsschacht Wasser,Abwasser</p>	<p>Supply duct for water and drainage</p>
	<p>Versorgungsschacht Wasser,Abwasser</p>	<p>Supply duct for electricity,telekoms, compressed air, water and drainage</p>
	<p>Hallenhoehe = 5,80m (Unterkante Beleuchtung)</p>	<p>Hall height = 5,80m (Lower edge of lights)</p>
	<p>Verbindungen zum Standanschluss ausschliesslich ueber dem Hallenboden!</p>	<p>Connections to stand hook-ups must be laid across hall floor!</p>
	<p>Hallenflaeche 7.840m<sup>2</sup> Bodenbelastung 5.000kg/m<sup>2</sup></p>	<p>Hall area 7.840m<sup>2</sup> Floor loading 5.000kg/m<sup>2</sup></p>
<p>Stand 01.01.2007</p>	<p>Seite 2/2</p>	<p>Gesamt: Seite 12/30</p>